



Data Sheet

RISH Multi 20

5 $\frac{3}{4}$ Digits High Precision Digital Multimeter



Measure



Control



Record



Analyze

Application

RISH Multi 20 Multimeter is 5 ¾ digit high performance precision instruments for laboratory use, as well as for service and training. With a display range of 300,000 digits, as well as outstanding accuracy and long-term stability, they fulfill all requirements for use in calibration and R&D laboratories. The instruments can be utilized on-site for precision maintenance and calibration tasks

Product Features

Convenient Triple Display

Simultaneous measurement of voltage and frequency or voltage and min, max values is possible. Also current and frequency or the current measurement and minimum and maximum values are displayed simultaneously. The usual switching back and forth between display values is no longer necessary. Main display resolution for AC is 4 ¾ places and for DC it is 5 ¾ places

High Resolution & Precision

5 ¾ places (309,999digits) for DC measured quantities and 4 ¾ places (30,999 digits) for AC measured quantities allow for precision reference measurements and use as a calibration standard for testing devices and assemblies.

RMS Value with Distorted Waveshape

The utilized measuring method allows for waveshape independent RMS measurement (TRMSAC)

Additional Functions

Resistance (Ω), Temperature ($^{\circ}\text{C}$), Continuity, Diode, Capacitance, Frequency, Duty cycle

Overload Protection

The instrument is safeguarded for up to 1000 V in all measuring functions by overload protection. An acoustic signal is generated if the upper voltage or current range limit is exceeded. FUSE appears at the display if the fuse for the current is blown.

Measuring Category

1000V CAT III/600V CAT IV as per IEC Standard 61010-1.





Automatic Blocking Sockets (ABS)

Automatic blocking sockets prevent incorrect connection of measurement cables and inadvertent selection of the wrong measured quantity. This significantly reduces danger to the user, the instrument and the system under test, and in many cases eliminates it entirely.

Backlit Display

The instrument is provided with user selectable Back-lit for taking measurements in poor lighting conditions / dark areas.

Specifications :

Meas. function	Meas. Range	Resolution at Measuring Range Upper Limit		Input impedance		Inherent Deviation at highest resolution under reference condition		Overload Capacity 4)		Meas. function			
1	2	300000 ¹⁾	30000 ¹⁾	DC	AC	DC Accuracy ±(..% of rdg + .. %rng +...Digit)	AC Accuracy ⁹⁾ ±(..% of rdg +...Digit)	Overload Value	Overload Duration				
V	3.0V	100 μV	100 μV	11 MΩ	5 MΩ // < 50pF	0.02+0.008+20	0.2+30	DC	Continuous	V			
	30.0V	1 mV	1 mV	10 MΩ	5 MΩ // < 50pF	0.02+0.008+20	0.2+30	AC					
	300V	10mV	10 mV	10 MΩ	5 MΩ // < 50pF	0.02+0.008+20	0.2+30	RMS					
	1000V	100 mV	100 mV	10 MΩ	5 MΩ // < 50pF	0.02+0.008+20	0.2+30	Sine					
	300mV	10 μV	10 μV	>20MΩ	5 MΩ // < 50pF	0.02+0.015+30 6)	0.5+30	1000V					
				Voltage drop. approx. for upperrange limit B		DC Accuracy ±(..% of rdg + .. %rng +...Digit)	AC Accuracy ⁹⁾ ±(..% of rdg +...Digit)						
A	300μA	10nA	10nA	300mV	300mV	0.05+0.02+20	0.5+30	0.36A	Continuous	A			
	3 mA	100nA	100nA	300mV	300mV	0.02+0.01+20	0.5+30						
	30mA	1μA	1 μA	300mV	300mV	0.02+0.01+20	0.5+30						
	300mA	10 μA	10 μA	300mV	300mV	0.1+0.01+20	0.5+30						
	10A	1mA	1mA	400mV	400mV	0.2+0.05+30	0.5+30	10A5)	5 min				
				Open-circuit voltage		±(..% of rdg + .. %rng +...Digit)							
Ω	300Ω	10mΩ		1.3V	--	0.05+0.015+20 6)		1000V DC AC RMS	10 Sec	Ω			
	3.0 kΩ	100mΩ		0.5V	--	0.05+0.015+20							
	30 kΩ	1Ω		0.5V	--	0.05+0.015+20							
	300 kΩ	10Ω		0.5V	--	0.05+0.025+20							
	3.0 MΩ	100Ω		0.5V	--	0.1+0.025+20							
	30 MΩ	1kΩ		0.3V	--	1+0.25+20							
	300 Ω	0.1 Ω		max. 1.3V	--	1.2+0+10							
	2.0 V	100μV		max. 2.5 V		0.2+0+10		Sine					
				Discharge resistor	U _p max.	±(..% of rdg +... %rng)							
F	3.0 nF	1 pF		10 MΩ	3 V	2.5+0.2 ⁶⁾		1000V DC AC RMS Sine	10 Sec	F			
	30 nF	10pF		10 MΩ	3 V	1.2+0.2							
	300nF	100pF		1 MΩ	3 V	1.2+0.2							
	3.0μF	1 nF		100 kΩ	3 V	1.2+0.2							
	30μF	10nF		11 kΩ	3 V	1.2+0.2							
	300μF	100nF		2 kΩ	3 V	3.2+1							
	3000μF	1 μF		2 kΩ	3 V	3.2+1							
	30000μF	10 μF		2 kΩ	3 V	3.2+1							
				f min 3)		±(..% of rdg. +...Digit)							

Hz	300.00Hz	0.01Hz	10 Hz	0.1+3 ⁷⁾	≤ 3 KHz	Continuous	Hz
	3.0000kHz	0.1Hz	100 Hz	0.1+3 ⁷⁾	1000V		
	30.0000kHz	1Hz	100Hz	0.1+3 ⁷⁾	≤ 30 KHz		
	300.000kHz	10Hz	1kHz	0.05+10 ⁷⁾	300V ≤ 100 KHz 30V		
	100 min ²⁾	10 ms		±20Digit	1000V		
				±(.% of rdg. +...Digit)			
°C	Pt100	-200.0... +100.0°C	0.1°C	1Kelvin +3 ⁸⁾	1000V DC AC RMS Sine	10 Sec	°C
		+100.0... +850.0 °C		1% + 3 ⁸⁾			
	Pt1000	-100.0... +100.0°C		1 Kelvin + 3 ⁸⁾			
		+100.0.... +850.0°C		1% + 3 ⁸⁾			

- 1) Display : 5 ¾ places for DC , 4 ¾ places for AC
- 2) Stopwatch : Format : mm: ss : hh
Where m = minute, s = second and h = hundredth second,
max. : 99:59:59
- 3) Lowest measurable frequency with sinusoidal measurement
signal symmetric to zero point.
- 4) at 0 4⁰ C
- 5) 12A–5min, 16A–30 s
- 6) With zero adjuster; Without zero adjuster.
- 7) Vac>1V_{eff/rms}
- 8) Without sensor
- 9) Values less than 150 counts are suppressed.

Reference conditions for Accuracy

Reference temperature	23°C ± 2K
Relative Humidity	45%...55% RH
Waveform of measured quantity	Sinusoidal
Input frequency	50 or 60 Hz ±2%
Battery Voltage	8 V ± 0.1 V

Response time (After manual range selection):

Measured Quantity/ Measured range	Response time	Transient response for step function of the measured quantity
VDC,VAC,A AC+DC,A AC	1.5 s	From 0 to 80 % of upper range limit.
30Ω...3 MΩ	2 s	From ∞ to 50 % of upper range limit.
30 MΩ	5 s	
→	1.5s	
°C	3 s	From 0 to 50 % of upper range limit.
3.0nF,300μF,	Max. 1... 3 s	
3000 μF	Max. 7 s	
30000 μF	Max. 14 s	
300 Hz,3KHz	Max 2 s	
30 KHz,300 KHz	Max 0.7 s	

Fuses

For ranges up to 300 mA

FF1.6A /1000V/6.3mm x 32 mm.
Rating 20 KA with 1000 V~ and
ohmic load. In conjunction with
diodes protects all current
measuring ranges up to 300 mA.

For the range 10A

16 A /1000V /10 mm X 38 mm,
protects 10A range up to 1000 V.

Environmental

Operating temperature

-10 to +50°C

Storage temperature

-25 to +70°C

Relative humidity

<75% non condensing.

Altitude

Up to 2000 m

Battery

Battery Voltage

9V flat cell battery

Battery type

Manganese Dioxide cell as per
IEC 6 F22 or alkaline
manganese cell according to
IEC 6 LR61 suitable NiCd
storage battery.

Battery Life

Minimum 300 hours on Vdc, Adc
,150 hours on Vac, Aac. Without
Backlit

Influence Quantities & Influence Errors:

Influence Quantity	Range of Influence		Measured Quantity/ Measuring Range	Variation ¹⁾ ± (...% of rdg. +digits)
Temperature	-10 °C +21 °C and +25 °C...+40°C		VDC	0.05+3
			V ~	0.2+3
			300µA ... 300mA DC	0.2+3
			300µA ... 300mA AC	0.3+3
			10 A AC, 10 A DC	0.5+3
			300 Ω ²⁾	0.1+5
			3 KΩ – 3 MΩ	0.1+3
			30 MΩ	0.6+3
			30 nF ²⁾ – 30 µF	0.5+3
			30 µF-30mF	2.0+3
			Hz	0.1+3
			-200...+200 °C	0.5 Kelvin+2 Digits
			+200...+850°C	0.5+2
	25 Hz...< 45 Hz > 65 Hz... 200 Hz		300 mV ~	1.0+20
				1.0+20
				1.0+20
				1.0+20
Frequency of the measured quantity	25 Hz...< 45 Hz > 65 Hz... 400 Hz >400 Hz...1 <KHz >1 KHz ...20 KHz		3...300V ~	1.0+20
				0.5+20
				0.5+20
				0.5+20
	25 Hz...< 30 Hz > 30 Hz... 45 Hz >65 Hz...1 <KHz		1000V ~	1.0+20
				0.5+20
				2.0+20
	25Hz ...< 45 Hz >65 Hz... 1 kHz		A~	1.0+20
				1.0+20
Wave form of the measured quantity ³⁾	Crest factor CF	1....3	V ~ ⁴⁾ , A~ ⁴⁾	± 1 % of rdg
		3....5		± 3 % of rdg
Battery Voltage	⎓ ⁵⁾ ...< 7.5 V > 8.1 V ...10.0 V		V DC	±15 Digit
			V~	±30 Digit
			ADC	±20 Digit
			A AC	±40 Digit
			30Ω / 300 Ω/°C	±40 Digit
			3 kΩ – 30MΩ	±40 Digit
			Cpacitance	±50 Digit
			Hz	±10 Digit
Relative humidity	75% 3Days Meter off			±1 Digit
DATA	-			± 1 digits
MIN/MAX	-		V ac/dc , A ac/dc	± 2 digits

Influence Quantity	Range of Influence	Measuring Ranges	Attenuation
Common Mode interference Voltage	Noise quantity max. 1000 V	V dc	> 120 dB
	Noise quantity max. 1000 V ~ 50 Hz, 60 Hz sinusoidal	300 mV~ ... 30V~	> 80 dB
		300 V~	> 70 dB
		1000 V~	> 60 dB
Normal Mode interference voltage	Noise quantity V ~ Value of the measuring range at a time Max. 1000V~, 50Hz, 60Hz Sinusoidal	V dc	> 50dB
	Noise quantity max. 1000 V-	V~	>110dB

Applicable Regulations and Standards :

IEC 1010-1 /EN61010-1	Safety regulations for electrical measurement, Control, regulating and laboratory devices
IEC 61326:2002 Class B	Electrical equipment for control technology and laboratory use – EMC requirements

IEC 61000-4-2	8kV atmosphere discharge.
IEC 6100-4-3	4kV contact discharge 3VT/m
DIN EN 60259 DIN VDE 0470 part 1	Test equipment & test procedures -Degrees of protection provided by enclosures (IP Code).

Applicable Standards

EMC	IEC 61326: Class B
Immunity	IEC 61000-4-2 8 KV atmosphere discharge, 4 KV contact discharge IEC 61000-4-3 : 3 V/m
IP for water & dust	IEC60529 : IP 50 for Housing

Safety

Pollution degree:	2
Installation category:	III IV
Operating voltage	1000V 600V
High Voltage Test	6.7 kV (IEC 61010-1-2001)

Mechanical Configuration

Protection type	IP 50, for the connection sockets IP 20.
Dimensions	84 mm X 195 mm X 35mm
Weight	350 gm approx, including battery.



RISHABH

All specifications are subject to change without notice



Measure



Control



Record



Analyze

RISHABH INSTRUMENTS LIMITED

Domestic (India): +91 253 2202028/99 | marketing@rishabh.co.in

International: +91 253 2202004/06/08/99 | global@rishabh.co.in

www.rishabh.co.in